Loose furniture

FF&E



Main waiting area

ICC2 CLINIC / FIRST FLOOR

Furniture selection

Spatial allocation, material finishes and assembly studies

Design development

Index of furniture

46 TYPES / 322 PIECES / 3 FLOORS

Lounge & waiting

SB1A	Loop two-seat sofa in olive	03
SB1B	Loop two-seat sofa in beige	04
SB2	Colina lounge armchair in olive	05
SB2A	Colina sled armchair	06
SB4A	Three-seat bench with end table	07
SB4A-1	Three-seat waiting bench	08
SB4B	Two-seat bench with end table	09
SB4B-1	Two-seat waiting bench	10

Chairs & stools

CH1	Rolly task chair	11
CH2	Laja 2 visitor armchair	12
CH3	Una Plus executive chair	13
CH5	Not visitor armchair	14
E1	Kruze high-back swivel chair	15
E2	Kruze patient armchair	16
MCH1	Una Plus swivel chair	17
ST2	Staff lounge counter stool	18

Tables

SB3	Leaf coffee table	19
CT4	Circuit coffee table	20
MT2-1	Rectangular meeting table	21
DT2	Staff lounge table, 1800 mm	22
DT4	Staff lounge table, 2100 mm	23
DT5	Staff lounge table, 2900 mm	24
WT1	Dispatch standing worktable	25

Storage & shelving

CB1-1	Workstation storage cabinet	38
CB2	Tall storage cabinet	39
CB3	Low office cabinet, 1000 mm	40
CB4	Low office cabinet, 950 mm	41
CB5	Four-door storage cabinet	42
CB8	Changing-room storage cabinet	43
CB9	Low two-door cabinet	44
PD1	Nova Basic drawer pedestal	45
PD2	MOH drawer pedestal	46
SH1	Five-tier storage shelving	47
SR1	Low entrance cabinet	48

Desks & workstations

DE-2	Security operator desk	26
DE1	Sovica manager desk	27
DE3	Clinical desk, 1200 mm	28
DE4	Nova O manager desk	29
DE5	Nova O return desk	30
DE6	Clinical desk, 1000 mm	31
DE8	Director desk with storage return	32
DE9	Clinical desk, 1600 mm	33
DSK10	Treatment-room desk	34
MF-O3	Office support desk	35
TWS1	Single-person workstation	36
TWS2	Two-person workstation	37



Ground floor / Main lobby

Nominal furniture dimensions are rounded to the nearest 50 mm.

SB1A

Loop two-seat sofa in olive

Nominal 1800 W × 800 D × 700 H mm



Olive upholstery follows the outward flare of the arms. A single seat spans the tapered shell above four slim black legs.

MATERIAL & DETAIL STUDIES



Olive upholstered arm seam



Seat front and black metal leg

The front of the seat sits between the inward-tapering ends of the shell.

FINISH SPECIFICATION

Olive upholstery
Spradling Silvertex Sage 122-5009

Black metal legs

ORTHOGRAPHIC VIEWS

MILLIMETRES

Front H 700



Side



Plan



EXPLODED ASSEMBLY



01 Outward-flared back and arms

02 Continuous upholstered seat

03 Slim black metal legs

ALLOCATION

5 pieces

GROUND FLOOR / 2
205 Cafe Seating

FIRST FLOOR / 3
301 Waiting Area

SB1B

Loop two-seat sofa in beige

Nominal 1800 W × 800 D × 700 H mm



Beige upholstery follows the outward flare of the arms. A single seat spans the tapered shell above four slim black legs.

MATERIAL & DETAIL STUDIES



Beige upholstered arm seam



Seat front and black metal leg

The front of the seat sits between the inward-tapering ends of the shell.

FINISH SPECIFICATION

Beige upholstery

Black metal legs

ORTHOGRAPHIC VIEWS

MILLIMETRES

Front H 700



Side



Plan



EXPLODED ASSEMBLY



01 Outward-flared back and arms

02 Continuous upholstered seat

03 Slim black metal legs

ALLOCATION

2 pieces

GROUND FLOOR / 2

244 Retail and Waiting

SB2

Colina lounge armchair in olive

Nominal 800 W × 600 D × 750 H mm



Olive upholstery wraps the high curved back and tapered sides. The seat continues into a single deep front panel above a recessed black base.

MATERIAL & DETAIL STUDIES



Curved rim and upholstery seam



Seat turning into the front panel

The side seam traces the junction between the wraparound back and the full-height seat front.

FINISH SPECIFICATION

Olive upholstery
Spradling Maglia Earth MAG-3616

Recessed black base

ORTHOGRAPHIC VIEWS

MILLIMETRES

Front H 750



Side



Plan



EXPLODED ASSEMBLY



01 Wraparound upholstered shell

02 Seat and deep front panel

03 Recessed black base

ALLOCATION

8 pieces

GROUND FLOOR / 8

205 Cafe Seating · 244 Retail and Waiting

SB2A

Colina sled armchair

Nominal 950 W × 750 D × 700 H mm



An upholstered shell opens at the front and rests on a light, exposed sled frame.

MATERIAL & DETAIL STUDIES



Maglia Earth upholstery



Shell and black sled frame

The stitched shell narrows where it meets the black sled frame.

FINISH SPECIFICATION

Spradling Maglia Earth MAG-3616

Black metal base

ORTHOGRAPHIC VIEWS

MILLIMETRES

Front H 700



Side



Plan



EXPLODED ASSEMBLY



01 Tapered upholstered shell

02 Seat cushion

03 Metal sled base

ALLOCATION

10 pieces

FIRST FLOOR / 10

301 Waiting Area

SB4A

ICC2 CLINIC / LOUNGE & WAITING

Three-seat bench with end table

Nominal 2550 / 3000 W × 650 D × 850 H mm



Three individual seat modules share a dark frame. A table extends the seating line at the end.

MATERIAL & DETAIL STUDIES



Sage upholstered seat



Dark metal armrest and frame

The flat metal arm cap sits above the sage seat cushion.

FINISH SPECIFICATION

Sage upholstery

Dark metal frame

ORTHOGRAPHIC VIEWS

MILLIMETRES

Front H 850



Side



Plan



2550 mm in rooms 201 and 422. 3000 mm in rooms 221 and 255.

EXPLODED ASSEMBLY



01 Three back pads

02 Three seat pads

03 Frame, arms and end table

ALLOCATION

5 pieces

GROUND FLOOR / 4

Rooms 201, 221, 255

ROOF FLOOR / 1

422 Waiting Area

SB4A-1

ICC2 CLINIC / LOUNGE & WAITING

Three-seat waiting bench

Nominal 2100 W × 650 D × 850 H mm



Three sage seat pads and matching backs sit between the outer arms of one continuous frame.

MATERIAL & DETAIL STUDIES



Upholstered back and seat pads



Seat edge and outer armrest

The rectangular arm cap projects just past the upright.

FINISH SPECIFICATION

Sage upholstery

Dark metal frame

ORTHOGRAPHIC VIEWS

MILLIMETRES

Front H 850



Side



Plan



EXPLODED ASSEMBLY



01 Three back pads

02 Three seat pads

03 Frame and outer arms

ALLOCATION

1 piece

ROOF FLOOR / 1

422 Waiting Area

SB4B

ICC2 CLINIC / LOUNGE & WAITING

Two-seat bench with end table

Nominal 1850 W × 650 D × 850 H mm



Two upholstered seats share a metal frame with an integral end table at seat level.

MATERIAL & DETAIL STUDIES



Sage upholstery



End table and steel frame

The wood-finish table meets the upright beneath the padded arm cap.

FINISH SPECIFICATION

Sage upholstery

Dark metal frame

ORTHOGRAPHIC VIEWS

MILLIMETRES

Front H 850



Side



Plan



EXPLODED ASSEMBLY



01 Paired upholstered backs

02 Paired seat cushions

03 Frame, arms and end table

ALLOCATION

9 pieces

GROUND FLOOR / 3

221 Waiting Area · 256 Secondary Waiting

FIRST FLOOR / 4

301 Waiting Area

ROOF FLOOR / 2

401, 422 Waiting Areas

SB4B-1

ICC2 CLINIC / LOUNGE & WAITING

Two-seat waiting bench

Nominal 1400 W × 650 D × 850 H mm



Two upholstered modules sit side by side within one dark frame and a pair of outer arms.

MATERIAL & DETAIL STUDIES



Upholstered seat edge



Armrest and seat junction

The dark arm cap sits between the sage back and seat.

FINISH SPECIFICATION

Sage upholstery

Dark metal frame

ORTHOGRAPHIC VIEWS

MILLIMETRES

Front H 850



Side



Plan



EXPLODED ASSEMBLY



01 Paired back pads

02 Paired seat pads

03 Frame and outer arms

ALLOCATION

1 piece

ROOF FLOOR / 1

401 Reception & Waiting

Rolly task chair

Nominal 650 W × 600 D × 1000–1050 H mm



A grey mesh back and upholstered seat sit on a height-adjustable swivel base with castors.

MATERIAL & DETAIL STUDIES



Grey mesh back



Seat and adjustable frame

Grey mesh is tensioned within the light-coloured backrest frame.

FINISH SPECIFICATION

Grey mesh back

Grey fabric seat

White structure

ORTHOGRAPHIC VIEWS

MILLIMETRES

Front H 1000–1050



Side



Plan



EXPLODED ASSEMBLY



01 Mesh backrest

02 Upholstered seat

03 Five-star castor base

ALLOCATION

49 pieces

GROUND FLOOR / 17

Rooms 202, 231, 257, 223, 212, 234, 239, 241, 209

FIRST FLOOR / 10

Rooms 360, 304, 330, 309, 333, 362

ROOF FLOOR / 22

Rooms 401, 436, 428, 413

Laja 2 visitor armchair

Nominal 550 W × 550 D × 800 H mm



The low arms merge into the tub-shaped back above a white four-star base.

MATERIAL & DETAIL STUDIES



Beige C94 leather



Upholstered shell and pedestal

The stitched leather edge follows the curved upper rim of the arm.

FINISH SPECIFICATION

Beige leather C94

White base

ORTHOGRAPHIC VIEWS

MILLIMETRES

Front H 800



Side



Plan



EXPLODED ASSEMBLY



01 Upholstered shell and seat

02 Support column

03 Four-star base

ALLOCATION

5 pieces

GROUND FLOOR / 4

Rooms 212, 234, 241

FIRST FLOOR / 1

304 Patient Experience Office

CH3 Una Plus executive chair

Nominal 650 W × 600 D × 1050–1100 H mm



A graphite mesh seat and back form a slender profile between the arms of the swivel frame.

MATERIAL & DETAIL STUDIES



Graphite grey mesh



Mesh seat and arm frame

The mesh seat wraps onto the frame above the swivel mechanism.

FINISH SPECIFICATION



Graphite grey mesh, finish 20



Black Frame

ORTHOGRAPHIC VIEWS

MILLIMETRES

Front H 1050–1100



Side



Plan



EXPLODED ASSEMBLY



01 Mesh back and arms

02 Seat and swivel mechanism

03 Five-star base

ALLOCATION

1 piece

ROOF FLOOR / 1

427 Director Office

CH5

Not visitor armchair

Nominal 550 W × 550 D × 800 H mm



The curved upholstered back encloses a separate seat above an exposed four-star base.

MATERIAL & DETAIL STUDIES



Beige C94 leather



Splayed white four-star base

The separate seat sits within the leather tub shell on a four-star base.

FINISH SPECIFICATION

Beige leather C94

White base

ORTHOGRAPHIC VIEWS

MILLIMETRES

Front H 800



Side



Plan



EXPLODED ASSEMBLY



01 Upholstered tub back

02 Seat cushion

03 Four-star base

ALLOCATION

2 pieces

ROOF FLOOR / 2

427 Director Office

E1

Kruze high-back swivel chair

Nominal 750 W × 750 D × 1100 H mm



A high upholstered back follows the walnut outer shell. The seat swivels on a black five-star castor base.

MATERIAL & DETAIL STUDIES



American walnut and upholstery



High-back swivel assembly

The walnut edge remains visible beside the upholstered inner back.

FINISH SPECIFICATION

American walnut back
shell

Spradling Valencia Fungi
107-2522

Black metal base

ORTHOGRAPHIC VIEWS

MILLIMETRES

Front H 1100



Side



Plan



EXPLODED ASSEMBLY



01 Upholstered seat and back

02 Walnut outer shell

03 Five-star castor base

ALLOCATION

28 pieces

FIRST FLOOR / 24

Rooms 310–314, 317, 319–325, 343–345, 349–356

ROOF FLOOR / 4

Rooms 404, 407, 418, 420

ICC2 CLINIC / CHAIRS & STOOLS

Kruze patient armchair

Nominal 600 W × 600 D × 850 H mm

Boss Design / Kruze / UK/UAE



A walnut outer shell wraps the upholstered back and arms, supported by a four-star base.

MATERIAL & DETAIL STUDIES



Walnut-backed upholstery



Seat shell and four-star base

A narrow timber edge traces the perimeter of the upholstered shell.

FINISH SPECIFICATION

American walnut back
shell

Spradling Valencia Fungi
107-2522

Black metal base

ORTHOGRAPHIC VIEWS

MILLIMETRES

Front H 850



Side



Plan



EXPLODED ASSEMBLY



01 Upholstered seat and back

02 Walnut outer shell

03 Four-star base

ALLOCATION

45 pieces

FIRST FLOOR / 39

Rooms 310–314, 317, 319, 321, 323, 344, 349–356, 320, 325, 343

ROOF FLOOR / 6

404, 407 Clinic · 418 Consultation Room

Una Plus swivel chair

Nominal 650 W × 600 D × 1050–1100 H mm



Horizontal upholstered bands follow the seat and back between black arms on a five-star base.

MATERIAL & DETAIL STUDIES



Beige leather upholstery



Arm and swivel assembly

The black arm cap turns down beside the beige upholstered seat.

FINISH SPECIFICATION

510 beige leather seat

Black arms and base

ORTHOGRAPHIC VIEWS

MILLIMETRES

Front H 1050–1100



Side



Plan



EXPLODED ASSEMBLY



01 Upholstered seat and back

02 Black arm supports

03 Five-star castor base

ALLOCATION

6 pieces

ROOF FLOOR / 6

403 Admin Workstation · 426 Meeting Room

ST2

Staff lounge counter stool

Nominal 400 W × 400 D × 950 H mm



A low upholstered back rises above the seat. A light oak reveal separates the upholstery from the graphite frame.

MATERIAL & DETAIL STUDIES



Muted sage upholstery



Oak reveal and steel frame

A light oak reveal separates the sage seat from the steel frame.

FINISH SPECIFICATION

Muted sage upholstery

Light oak laminate

Graphite powder-coated steel

ORTHOGRAPHIC VIEWS

MILLIMETRES

Front H 950

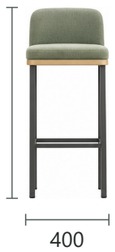

Side



Plan



EXPLODED ASSEMBLY



01 Upholstered seat and back

02 Oak seat support

03 Steel frame and footrest

ALLOCATION

15 pieces

GROUND FLOOR / 6

232 Female Staff Lounge · 233 Male Staff Lounge

FIRST FLOOR / 3

347 Staff Lounge

ROOF FLOOR / 6

429 Male Staff Lounge · 430 Female Staff Lounge

SB3

Leaf coffee table

Nominal 750 W × 750 D × 500 H mm



A gently asymmetrical beige top rests on three slender black legs linked by triangular bracing.

MATERIAL & DETAIL STUDIES



M72 beige laminate



Braced metal base

The rounded laminate edge sits above a slender black metal leg.

FINISH SPECIFICATION

Beige M72 laminate top

Black metal base

ORTHOGRAPHIC VIEWS

MILLIMETRES

Front H 500



Side



Plan



EXPLODED ASSEMBLY



01 Beige laminate top

02 Braced metal frame

03 Splayed metal legs

ALLOCATION

11 pieces

GROUND FLOOR / 6

Rooms 205, 244, 221

FIRST FLOOR / 5

301 Waiting Area

CT4

Circuit coffee table

Nominal Ø 450 × 450 H mm



The round white top is carried by a continuous bent metal frame that sweeps down to the floor.

MATERIAL & DETAIL STUDIES



White Fenix tabletop



Curved metal support

The white metal support curves inward beneath the edge of the top.

FINISH SPECIFICATION

White 3455 Fenix top

White metal base

ORTHOGRAPHIC VIEWS

MILLIMETRES

Front H 450



Side



Plan



EXPLODED ASSEMBLY



01 Round solid-laminate top

02 Bent metal uprights

03 Continuous floor rail

ALLOCATION

5 pieces

GROUND FLOOR / 4

Rooms 212, 234, 241

FIRST FLOOR / 1

304 Patient Experience Office

MT2-1

Rectangular meeting table

Nominal 1500 W × 1200 D × 750 H mm



The white rectangular top spans four legs and incorporates flush access flaps and a cable tray.

MATERIAL & DETAIL STUDIES



White melamine surface



Tabletop and leg assembly

The white melamine edge aligns with the outer face of the metal leg.

FINISH SPECIFICATION

White Melamine Top

White Legs

ORTHOGRAPHIC VIEWS

MILLIMETRES

Front H 750



Side



Plan



EXPLODED ASSEMBLY



01 Top and cable-access flaps

02 Cable tray

03 Metal leg frames

ALLOCATION

1 piece

ROOF FLOOR / 1

426 Meeting Room

Staff lounge table, 1800 mm

Nominal 1800 W × 400 D × 1050 H mm



A narrow oak-finish top rests on two graphite T-frames connected by a footrest rail.

MATERIAL & DETAIL STUDIES



Light oak laminate



Graphite T-frame and footrest

A graphite mounting plate sits directly beneath the oak top.

FINISH SPECIFICATION

Natural light oak laminate top

Graphite T-frame and footrest rail

ORTHOGRAPHIC VIEWS

MILLIMETRES

Front H 1050



Side



Plan



EXPLODED ASSEMBLY



01 Oak-laminate top

02 Graphite T-frames

03 Footrest rail

ALLOCATION

1 piece

GROUND FLOOR / 1

232 Female Staff Lounge

DT4

Staff lounge table, 2100 mm

Nominal 2100 W × 450 D × 1050 H mm



A continuous oak-finish top spans two T-frames. The low rail provides a footrest for counter stools.

MATERIAL & DETAIL STUDIES



Light oak laminate



Graphite T-frame and footrest

The square graphite upright sits inside the edge of the oak top.

FINISH SPECIFICATION

Natural light oak laminate top

Graphite T-frame and footrest rail

ORTHOGRAPHIC VIEWS

MILLIMETRES

Front H 1050



Side



Plan



EXPLODED ASSEMBLY



01 Oak-laminate top

02 Graphite T-frames

03 Footrest rail

ALLOCATION

1 piece

FIRST FLOOR / 1

347 Staff Lounge

DT5

Staff lounge table, 2900 mm

Nominal 2900 W × 450 D × 1050 H mm



A centre T-frame supports the long oak-finish worktop. The footrest continues between the supports.

MATERIAL & DETAIL STUDIES



Light oak laminate



Graphite T-frame and footrest

The underside plate connects the oak worktop to the graphite frame.

FINISH SPECIFICATION

Natural light oak laminate top

Graphite T-frame and footrest rail

ORTHOGRAPHIC VIEWS

MILLIMETRES

Front H 1050



Side



Plan



EXPLODED ASSEMBLY



01 Oak-laminate top

02 Three graphite T-frames

03 Footrest rails

ALLOCATION

2 pieces

ROOF FLOOR / 2

429 Male Staff Lounge · 430 Female Staff Lounge

WT1

Dispatch standing worktable

Nominal 1200 W × 500 D × 900 H mm



A matte white top spans four graphite steel legs at standing height.

MATERIAL & DETAIL STUDIES



Matte white worktop



Graphite corner support

The white worktop projects slightly beyond the graphite steel frame.

FINISH SPECIFICATION

Matte white top

Graphite powder-coated steel legs

ORTHOGRAPHIC VIEWS

MILLIMETRES



EXPLODED ASSEMBLY



01 White worktop

02 Upper frame

03 Four steel legs

ALLOCATION

1 piece

GROUND FLOOR / 1

254 Dispatch Area

DE-2 Security operator desk

Nominal 1400 W × 800 D × 750 H mm



A single worktop incorporates a cable grommet. A modesty panel spans the graphite steel frame.

MATERIAL & DETAIL STUDIES



Matte laminate surface



Steel frame and worktop

The white worktop corner aligns with the graphite frame below.

FINISH SPECIFICATION

Warm white matte laminate

Graphite powder-coated steel

ORTHOGRAPHIC VIEWS

MILLIMETRES

Front H 750



Side



Plan



EXPLODED ASSEMBLY



01 Worktop and cable grommet

02 Modesty panel

03 Steel frame

ALLOCATION

4 pieces

GROUND FLOOR / 4

223 Security Control

Sovica manager desk

Nominal 1500 W × 1400 D × 750 H mm



A side extension returns from the main work surface. A modesty panel and white loop legs define the front.

MATERIAL & DETAIL STUDIES



White melamine worktop



Loop frame and modesty panel

The white loop frame turns beneath the edge of the desktop.

FINISH SPECIFICATION

White Melamine Top

White Legs

ORTHOGRAPHIC VIEWS

MILLIMETRES

Front H 750



Side



Plan



EXPLODED ASSEMBLY



01 Main top and return

02 Modesty panel

03 Metal loop legs

ALLOCATION

5 pieces

GROUND FLOOR / 5

Rooms 212, 234, 239, 241

DE3 Clinical desk, 1200 mm

Nominal 1200 W × 800 D × 800 H mm



A timber-look top spans four slender legs, leaving the underside open for seating.

MATERIAL & DETAIL STUDIES



Timber-look worktop



Worktop and corner support

The rounded worktop corner meets the leg and upper support.

FINISH SPECIFICATION



Timber-look top

ORTHOGRAPHIC VIEWS

MILLIMETRES

Front H 800



Side



Plan



EXPLODED ASSEMBLY



01 Timber-look worktop

02 Upper supports

03 Four legs

ALLOCATION

22 pieces

FIRST FLOOR / 19

Rooms 310–314, 317, 319, 321, 323, 343–345, 349–351, 353–356

ROOF FLOOR / 3

404, 407 Clinic · 418 Consultation Room

DE4

Nova O manager desk

Nominal 1500 W × 1400 D × 750 H mm



The work surface, side extension and modesty panel form a handed workstation with access to the cable tray.

MATERIAL & DETAIL STUDIES



White melamine worktop



Return and loop-leg assembly

The worktop rests directly above the white rectangular leg frame.

FINISH SPECIFICATION

White Melamine Top

White Legs

ORTHOGRAPHIC VIEWS

MILLIMETRES

Front H 750



1500

Side



1400

Plan



1500

Handing includes one right-hand desk and one left-hand desk.

EXPLODED ASSEMBLY

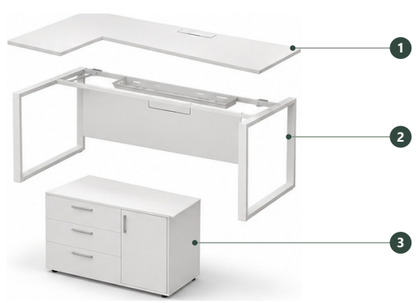

01 Main worktop and return

02 Modesty panel and loop frame

03 Return storage unit

ALLOCATION

2 pieces

ROOF FLOOR / 2

413 MOH Special Area

DE5

Nova O return desk

Nominal 1800 W × 1800 D × 750 H mm



The 1800 mm worktop turns through a right angle above a drawer return and open knee space.

MATERIAL & DETAIL STUDIES



White melamine worktop



Storage return and worktop

The loop frame turns beneath the projecting white worktop.

FINISH SPECIFICATION

White Melamine Top

White Legs

ORTHOGRAPHIC VIEWS

MILLIMETRES

Front H 750

Side

Plan



EXPLODED ASSEMBLY



01 Main worktop and return

02 Modesty panel

03 Loop legs and storage unit

ALLOCATION

2 pieces

FIRST FLOOR / 2

304 Patient Experience Office · 330 Server Room

DE6 Clinical desk, 1000 mm

Nominal 1000 W × 800 D × 800 H mm



The compact rectangular worktop rests on four legs with open clearance below.

MATERIAL & DETAIL STUDIES



Timber-look worktop



Worktop and corner support

The timber-look edge sits above the corner joint of the frame.

FINISH SPECIFICATION



Timber-look top

ORTHOGRAPHIC VIEWS

MILLIMETRES



EXPLODED ASSEMBLY



01 Timber-look worktop

02 Upper supports

03 Four legs

ALLOCATION

9 pieces

FIRST FLOOR / 5

Rooms 302, 303, 305, 324, 346

ROOF FLOOR / 4

Rooms 402, 416, 421, 420

DE8

Director desk with storage return

Nominal 1800 W × 1600 D × 750 H mm



The oak-finish top bridges a white side unit and a metal loop frame. The return incorporates drawers and open storage.

MATERIAL & DETAIL STUDIES



Oak melamine worktop



White storage return

The oak-finish surface projects over the outer face of the white frame.

FINISH SPECIFICATION

Oak Melamine Top

White Side Storage & Modesty Panel

White Legs

ORTHOGRAPHIC VIEWS

MILLIMETRES

Front H 750



Side



Plan



EXPLODED ASSEMBLY



01 Oak-finish worktop

02 Modesty panel

03 Loop frame and storage return

ALLOCATION

1 piece

ROOF FLOOR / 1

427 Director Office

DE9

Clinical desk, 1600 mm

Nominal 1600 W × 800 D × 800 H mm



The elongated timber-look worktop spans four legs, providing a continuous working surface.

MATERIAL & DETAIL STUDIES



Timber-look worktop



Worktop and corner support

The timber-look edge meets a square leg at the desk corner.

FINISH SPECIFICATION



Timber-look top

ORTHOGRAPHIC VIEWS

MILLIMETRES



EXPLODED ASSEMBLY



01 Timber-look worktop

02 Upper supports

03 Four legs

ALLOCATION

2 pieces

FIRST FLOOR / 2

320 Pulmonary Studies · 325 Cardiovascular Studies

DSK10

Treatment-room desk

Nominal 1600 / 1000 W × 800 D × 750 H mm



A rectangular work surface with rounded corners sits on two pedestal supports with transverse feet.

MATERIAL & DETAIL STUDIES



Rounded worktop and panel fixing



Modesty panel and T-leg connection

The front panel is fixed between two uprights with transverse feet.

FINISH SPECIFICATION

Finish selection pending.

ORTHOGRAPHIC VIEWS

MILLIMETRES

Front H 750



Side



Plan



1600 mm in Cardiovascular Studies (325). 1000 mm in the Vital Sign Room (402).

EXPLODED ASSEMBLY



01 Rounded worktop

02 Modesty panel

03 T-leg supports

ALLOCATION

2 pieces

FIRST FLOOR / 1

325 Cardiovascular Studies

ROOF FLOOR / 1

402 Vital Sign Room

MF-03

Office support desk

Nominal 1450 W × 850 D × 750 H mm



A timber top bridges two ivory drawer pedestals, leaving a central knee opening.

MATERIAL & DETAIL STUDIES



Timber desktop



Drawer pedestal and metal pull

The timber edge projects over the ivory drawer front and metal pull.

FINISH SPECIFICATION

- Timber top
- Ivory body
- Metal hardware

ORTHOGRAPHIC VIEWS

MILLIMETRES

Front H 750



Side



Plan



EXPLODED ASSEMBLY



01 Timber desktop

02 Twin drawer pedestals

03 Recessed base

ALLOCATION

1 piece

GROUND FLOOR / 1

234 Accounting Office

TWS1

Single-person workstation

Nominal 3600 run / 1200 bay × 800 D · 750 worktop / 1550 screen mm



Upholstered screens enclose one work position. The white worktop includes a cable-access flap and tray.

MATERIAL & DETAIL STUDIES



Grey fabric partition



Screen and white worktop

A grey fabric screen rises past the white worktop edge.

FINISH SPECIFICATION

White Melamine Top

White Feet

Grey Fabric Partition
Panel

ORTHOGRAPHIC VIEWS

MILLIMETRES

Front H 1550



Side



Plan



3600 mm run in 1200 mm bays. Worktop at 750 mm. Screen at 1550 mm.

EXPLODED ASSEMBLY



01 Fabric screens

02 Worktop and cable access

03 Support frame

ALLOCATION

3 pieces

ROOF FLOOR / 3

428 Workstations

TWS2

Two-person workstation

Nominal 2400 run / 1200 bay × 700 D · 750 worktop / 1550 screen mm



Two adjacent worktops are separated by an upholstered screen. Each worktop has a depth of 700 mm.

MATERIAL & DETAIL STUDIES



Fabric divider between work bays



Worktop support and cable tray

The white desktop meets the grey screen above the cable tray.

FINISH SPECIFICATION

White Melamine Top

White Feet

Grey Fabric Partition
Panel

ORTHOGRAPHIC VIEWS

MILLIMETRES

Front H 1550



Side



Plan



2400 mm run in 1200 mm bays. Worktop at 750 mm. Screen at 1550 mm.

EXPLODED ASSEMBLY



01 Fabric partition screens

02 Paired worktops

03 Support frame

ALLOCATION

8 pieces

ROOF FLOOR / 8

403 Admin Workstation · 428 Workstations

CB1-1

Workstation storage cabinet

Nominal 1050 W × 700 D × 750 H mm



Two hinged fronts enclose a low cabinet. A light oak top sits above a recessed graphite plinth.

MATERIAL & DETAIL STUDIES



Oak top and side panel



Paired doors and recessed plinth

The oak top projects past the warm white side. Paired dark pulls sit above the recessed plinth.

FINISH SPECIFICATION

Natural light oak
laminate

Warm white matte
laminate

Graphite metal /
recessed plinth

ORTHOGRAPHIC VIEWS

MILLIMETRES

Front H 750



Side



Plan



EXPLODED ASSEMBLY



01 Oak-finish top

02 Two-door cabinet body

03 Recessed plinth

ALLOCATION

1 piece

ROOF FLOOR / 1

428 Workstations

Tall storage cabinet

Nominal 900 / 850 W × 450 D × 1800 H mm



Two full-height doors meet at the centre. Metal pulls and a recessed dark plinth complete the white front.

MATERIAL & DETAIL STUDIES



White laminate face



Metal door hardware

The door pull projects from the front beside the cabinet side panel.

FINISH SPECIFICATION

White laminate

Dark plinth

Metal handles

ORTHOGRAPHIC VIEWS

MILLIMETRES

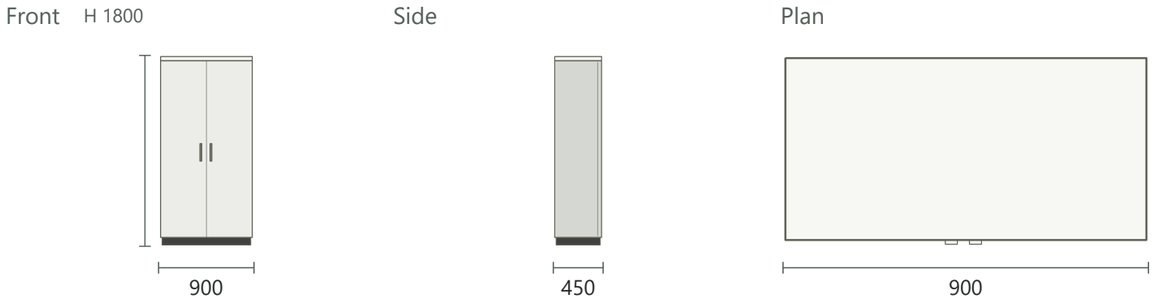

Six units at 900 mm. One 850 mm unit serves Medical Records (239).

EXPLODED ASSEMBLY

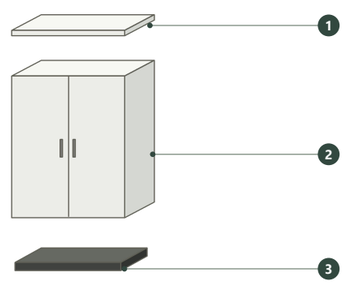

01 White laminate top

02 Full-height doors and body

03 Recessed dark plinth

ALLOCATION

7 pieces

GROUND FLOOR / 7

Rooms 224, 235, 243, 239

CB3

Low office cabinet, 1000 mm

Nominal 1000 W × 450 D × 750 H mm



Light oak and warm white faces enclose a low storage unit on a recessed graphite base.

MATERIAL & DETAIL STUDIES



Light oak laminate



Door and cabinet side

The light oak top meets the warm white cabinet at a flush corner.

FINISH SPECIFICATION

Light oak laminate

Warm white laminate

Graphite plinth

ORTHOGRAPHIC VIEWS

MILLIMETRES

Front H 750



Side



Plan



EXPLODED ASSEMBLY



01 Oak-finish top

02 Cabinet doors and body

03 Recessed plinth

ALLOCATION

1 piece

GROUND FLOOR / 1

241 Office

CB4

Low office cabinet, 950 mm

Nominal 950 W × 450 D × 750 H mm



The paired doors are framed by warm white sides. The oak-finish top sits above the recessed plinth.

MATERIAL & DETAIL STUDIES



Light oak laminate



Door and cabinet side

A horizontal pull sits just below the oak-finish edge.

FINISH SPECIFICATION

Light oak laminate

Warm white laminate

Graphite plinth

ORTHOGRAPHIC VIEWS

MILLIMETRES

Front H 750



Side



Plan



EXPLODED ASSEMBLY



01 Oak-finish top

02 Cabinet doors and body

03 Recessed plinth

ALLOCATION

1 piece

GROUND FLOOR / 1

212 Radiologist Office

CB5

Four-door storage cabinet

Nominal 1600 W × 400 D × 800 H mm



Four white melamine doors form a low continuous front, with locking hardware and metal handles.

MATERIAL & DETAIL STUDIES



White melamine



Door and metal pull

A metal pull sits at the outer edge of the white melamine door.

FINISH SPECIFICATION

White Melamine Wood

White Handles

ORTHOGRAPHIC VIEWS

MILLIMETRES

Front H 800



Side



Plan



EXPLODED ASSEMBLY

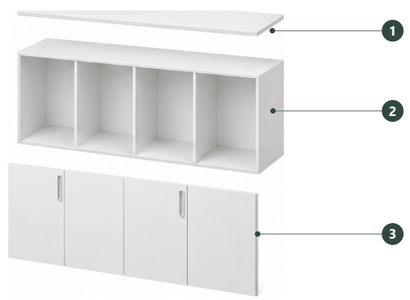

01 Melamine top

02 Cabinet body and divisions

03 Four doors and handles

ALLOCATION

1 piece

ROOF FLOOR / 1

426 Meeting Room

CB8

Changing-room storage cabinet

Nominal 900 W × 450 D × 1800 H mm



A pair of full-height fronts encloses the tall cabinet above a recessed graphite base.

MATERIAL & DETAIL STUDIES



Oak top and warm white side



Paired door pulls

The oak-finish top caps the warm white side and door panels.

FINISH SPECIFICATION

Natural light oak
laminate

Warm white matte
laminate

Graphite metal /
recessed plinth

ORTHOGRAPHIC VIEWS

MILLIMETRES

Front H 1800



Side



Plan



EXPLODED ASSEMBLY



01 Oak-finish top

02 Twin doors and cabinet body

03 Recessed plinth

ALLOCATION

1 piece

GROUND FLOOR / 1

211 Changing Room

CB9

ICC2 CLINIC / STORAGE & SHELVING

Low two-door cabinet

Nominal 700 W × 600 D × 750 H mm



The two doors meet beneath a light oak top. A graphite plinth stands back from the cabinet face.

MATERIAL & DETAIL STUDIES



Oak top and cabinet side



Dark pulls at the door joint

The dark door pull sits below the projecting oak edge.

FINISH SPECIFICATION

Natural light oak
laminate

Warm white matte
laminate

Graphite metal /
recessed plinth

ORTHOGRAPHIC VIEWS

MILLIMETRES

Front H 750



Side



Plan



EXPLODED ASSEMBLY



01 Oak-finish top

02 Twin doors and cabinet body

03 Recessed plinth

ALLOCATION

3 pieces

GROUND FLOOR / 3

257 Reception · 223 Security Control / MEP

PD1

Nova Basic drawer pedestal

Nominal 400 W × 550 D × 550 H mm



Three white melamine drawer fronts sit within a lockable cabinet on fixed glides.

MATERIAL & DETAIL STUDIES



White melamine top and side



Lock and handle-free drawer front

The lock sits on the top drawer. All three fronts have a handle-free profile.

FINISH SPECIFICATION

White melamine

ORTHOGRAPHIC VIEWS

MILLIMETRES

Front H 550



Side



Plan



EXPLODED ASSEMBLY



01 Top panel

02 Lockable drawer body

03 Base and fixed glides

ALLOCATION

11 pieces

GROUND FLOOR / 9

Security Control (4) · Offices and Medical Records (5)

FIRST FLOOR / 2

Patient Experience Office and Server Room (2)

PD2

MOH drawer pedestal

Nominal 600 W × 850 D × 800 H mm



A timber top caps the compact ivory drawer unit. Individual metal pulls define the drawer fronts.

MATERIAL & DETAIL STUDIES



Timber top and ivory body



Metal drawer pull

A dark metal pull projects from the ivory front below the timber top.

FINISH SPECIFICATION

Timber top

Ivory body

Metal hardware

ORTHOGRAPHIC VIEWS

MILLIMETRES

Front H 800



Side



Plan



EXPLODED ASSEMBLY



01 Timber top

02 Drawer bank and body

03 Feet

ALLOCATION

1 piece

ROOF FLOOR / 1

413 MOH Special Area

SH1

Five-tier storage shelving

Nominal 1000 W × 450 D × 1800 H mm



Five open shelves span a grey metal frame, with the shelf edges and uprights exposed.

MATERIAL & DETAIL STUDIES



Matte white shelf deck



Shelf and metal upright

The folded shelf edge meets the slotted grey metal upright.

FINISH SPECIFICATION

Matte white shelves

Cleanable grey metal uprights

ORTHOGRAPHIC VIEWS

MILLIMETRES

Front H 1800



Side



Plan



EXPLODED ASSEMBLY

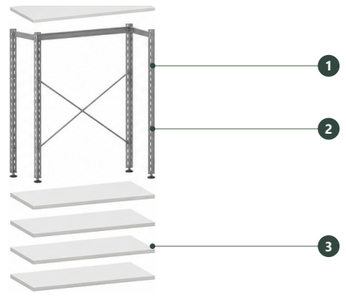

01 Grey metal uprights

02 Back bracing

03 Five shelf decks

ALLOCATION

17 pieces

GROUND FLOOR / 7

224, 235 Janitor · 238 Store

FIRST FLOOR / 10

315 Store-Equip · 326 General Store

SR1

Low entrance cabinet

Nominal 1000 W × 400 D × 450 H mm



A light oak top caps a low white cabinet; the dark recessed plinth runs the length of the unit.

MATERIAL & DETAIL STUDIES



Light oak tabletop



White cabinet and recessed base

The light oak edge meets the white door and side at the corner.

FINISH SPECIFICATION

White laminate body

Light oak top

Dark recessed plinth

ORTHOGRAPHIC VIEWS

MILLIMETRES



EXPLODED ASSEMBLY



01 Light oak top

02 Enclosed cabinet body

03 Recessed plinth

ALLOCATION

3 pieces

GROUND FLOOR / 3

227 Female Ablution · 229 Ablution